



Project _____
AIA # _____ SIS # _____
Item # _____ Quantity _____ C.S.I. Section 114000



6460M Peeler



SPECIFIER STATEMENT

Specified unit is a UL and NSF approved peeler with a 50-60 pound capacity, stainless steel finish and heavy duty one piece positive locking molded polyester plastic hopper cover. Unit features a removable NSF Lexan liner, removable silicon carbon abrasive disc and 1 HP motor with manual reset thermal overload protection. This unit does not have a timer.

MODEL


- ☐ **6460M** 60 lb. capacity peeler with cast aluminum legs, and two heavy-duty wheels

STANDARD FEATURES

- + 1 HP motor with manual reset thermal overload protection
- + Stainless steel finish housing
- + Four cast aluminum legs with two heavy-duty wheels
- + Removable silicon carbon abrasive disc
- + Stainless steel drive shaft
- + Heavy-duty one-piece positive locking molded polyester plastic hopper cover
- + Poly V-belt drive
- + Side mounted water inlet with hose fitting
- + Stainless steel peel strainer

Plugs and Receptacles:

Dependent on local power codes

Machine Voltages	
6460M	120/60/1
Service Current Requirement if Plug Connected	120/60/1
	15 Amp.
Terminal Designation of Plug	2 Pole 3 Wire Grounding
NEMA Plug Configuration	5-15P
Plug Configuration	
Molded Plug on Cord	Yes
Plug - Straight/Angle	Straight
NEMA Receptable or Connector Configuration	5-15R
Power Cord Included	Yes

6460M - PEELER

Approved by _____ Date _____ Approved by _____ Date _____

SOLUTIONS / BENEFITS

PERFORMANCE

Stainless Steel Drive Shaft

- + Advanced design for long life and performance

Stainless Steel Finish Housing

- + Cylindrical construction heliarc-welded stainless steel

Silicon Carbide Abrasive Disc

- + 20½" diameter lightweight fiberglass reinforced plastic disc with silicon abrasive permanently bonded for high volume usage
- + Quickly removed for cleaning

EASE OF USE

Four Cast Aluminum Legs with Two-Heavy Duty Legs

- + Working height of machine is 31" from floor to bottom of discharge chute
- + Easily move peeler

SANITATION & CLEANING

Side Mounted Water Inlet

- + Water from inlet strikes curved surface of hopper cover, promoting interior self-cleaning and preventing undesirable splash
- + Sufficient height to meet plumbing codes

Stainless Steel Strainer

- + Bottom drawer removable for easy cleaning

Removable NSF Lexan Liner

- + Quickly removed for cleaning

OPERATOR ASSURANCE

Bowl Cover Interlock

- + Peeler will not operate unless cover is in place

Thermal Overload Protection with Manual Reset

- + Protects peeler from overheating; located on the outside of the hopper opposite the discharge chute
- + If, during operation, the motor should overheat and trip this switch, turn the timer off and allow the motor to cool for several minutes

SPECIFICATIONS

Electrical: 120/60/1 – UL listed.

Motor: 1 HP features manual reset overload protection, grease packed ball bearings, and ventilation within the peeler enclosure. Capacitor-start, induction run.

Switch: Manual tumbler type, located on right side of discharge chute.

Drive: Multigrip, poly V-belt provides the direct speed reduction between motor and peeling disc. The stainless steel drive shaft is rigidly mounted on grease-packed ball bearings. Sealing prevents entrance of water into shaft bearings.

Peeler Unit and Strainer: Cylindrical construction, heliarc-welded stainless steel with removable NSF approved Lexan liner. The standard strainer has a stainless steel front and stainless steel rectangular drawer. The bottom of the drawer is removable for easy cleanup. Quick opening removable aluminum hopper door and positive, cam-type pressure lock. Peel trap unit consists of a base, strainer and legs.

Abrasive Disc: An extremely lightweight fiberglass reinforced plastic disc is 20½" in diameter. The silicon-carbide abrasive is permanently bonded to the disc, assuring unequaled long service. Disc can be easily and quickly removed for cleaning by removing the lightweight hopper cover. Two angle mounted wipers provide positive movement of waste into the outlet.

Base: Constructed with a closed top which prevents moisture from entering motor and drive unit. The sloping bottom insures the diversion of water into a two inch male drain pipe connection.

Finish: Peeler and peel trap unit are #4 polished satin finished stainless steel. Plastic molded hopper cover is gray. Door and handle, discharge chute, and legs are cast aluminum and ball burnished for durability. Bottom of peeler unit is cushioned in resilient rubber trim molding.

Cord and Plug: 8 foot flexible cord with plug per NEMA configuration.

Warranty: Unit has full one-year warranty on parts, labor and mileage against manufacturer's defects. Service contracts are available.

Weight: Shipping – 226 lbs.

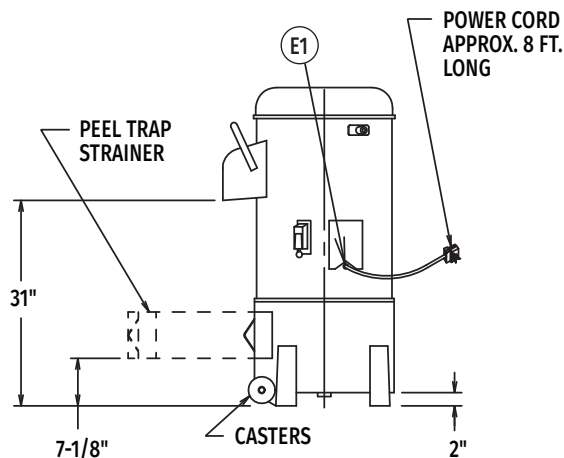
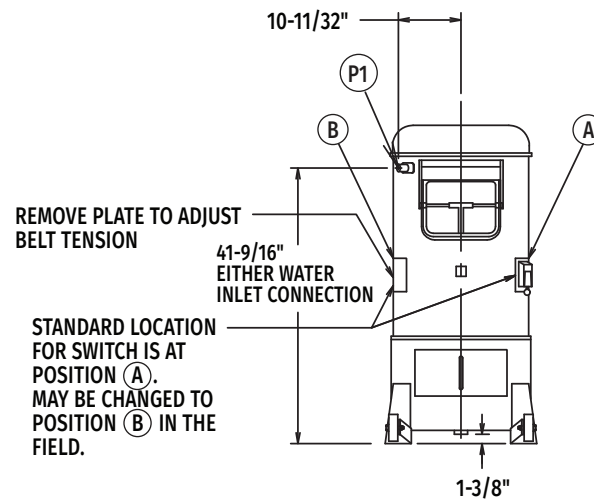
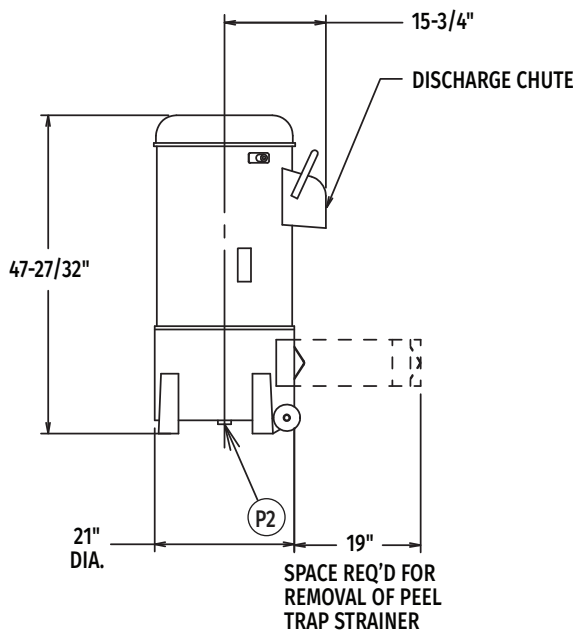
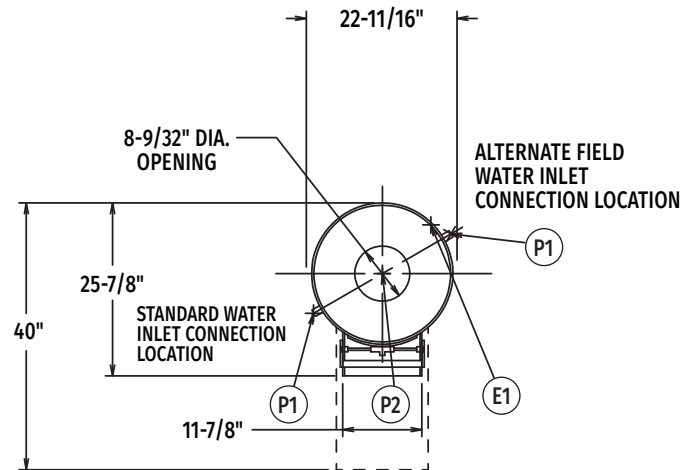
DETAILS AND DIMENSIONS – MODEL 6115 PEELER

LEGEND

Electrical Connections	
E1	Electrical connection: approximately 21" above floor line.
Plumbing Connections	
P1	Water connection: standard 3/4" male hose.
P2	Drain connection: standard 2" male pipe thread.

WARNING: Electrical and grounding connections must comply with the applicable portions of the National Electrical Code and/or other local electrical codes.

Plumbing connections must comply with applicable sanitary, safety and plumbing codes in force.



Note: Approximate shipping weight of peeler and peel trap unit: 201 lbs. Net weight of peeler and peel trap unit: 190 lbs.

MODEL 6460M
PEELER (WITH PEEL TRAP)
D-479595
REV. B