



Project \_\_\_\_\_  
 AIA # \_\_\_\_\_ SIS # \_\_\_\_\_  
 Item # \_\_\_\_\_ Quantity \_\_\_\_\_ C.S.I. Section 114000



## FP300i Continuous-Feed Food Processor



### SPECIFIER STATEMENT

Specified unit will be an NSF rated Hobart continuous-feed food processor with a single-speed motor and triple hopper/cover interlock. Standard unit includes base, stacking cylinder and manual push feeder. Additional accessories can be purchased separately. Unit can process up to 88 pounds per minute with plate speeds of 500 RPM. Over 40 individual plates available.

### MODELS

- FP300i** Continuous-Feed Full Hopper Food Processor with Manual Push Feed Assembly

### FEED HOPPER CHOICE

- + Manual Push Feeder with Singular Tube Insert (standard)
- + 4 Tube Insert Feeder
- + Bulk Feed Hopper and Cylinder (sold as complete unit)

### STANDARD FEATURES

- + Red OFF, green ON button
- + Gear transmission
- + Stainless steel housing, feeders and feed cylinders
- + Single-speed motor
- + Triple hopper/cover interlock
- + Two stationary front legs and two rear legs with casters for ease of mobility
- + Processes up to 88 pounds per minute or 3,000 portions a day
- + Plate speed of 500 RPMs
- + No Volt Release interlock

### ACCESSORIES (Available at extra cost)

- 3-Pack Plates: 1/16, 5/32 slicer plates, 3/16 shredder plate, 1 wall rack
- 6-Pack Plates: 1/16, 5/32, 3/8, 7/32, slicer plates, 3/16 shredder plate, and 3/8 dicer plate, 2 wall racks
- 3-Peg Wall Rack: designed to hold three plates for additional plate storage
- Stainless steel accessory cart
- Adjustable height stainless steel lug cart
- Plastic receiving pan
- Stainless steel receiving pan
- Over 40 individual plates available
- Stainless steel tray

FP300i CONTINUOUS-FEED FOOD PROCESSOR

Approved by \_\_\_\_\_ Date \_\_\_\_\_ Approved by \_\_\_\_\_ Date \_\_\_\_\_



## SOLUTIONS / BENEFITS

### PERFORMANCE

#### 1 HP Motor with Planetary Drive

##### Large, Full-Size Feed Hopper

- + Supports processing capabilities for large variety of products and eliminates pre-cutting
- + Design permits continuous cutting of long products

##### Plate Speed of 500 RPMs

- + Ideal, precise speed for cutting and dicing action without bruising
- + Higher speed for quicker processing of more durable products like potatoes

##### Floor Mount Design

- + Plates remove in seconds
- + Produces consistent quality product results

##### Decoring Screw

- + Deflects products away from the plate hub for complete processing

### EASE OF USE

#### Front Angled at 45°

- + 45 degree angle for ease of product loading
- + Helps to reduce operator fatigue

#### Stainless Steel Hopper and Housing

- + Stainless steel finish resists hard cleaners
- + Easy clean up

#### Floor Mount Design

- + Convenient feed height for easy loading
- + Two casters to allow for movement for setup/storage

#### Manual Push Feed Setup

- + Ergonomic handle for pushing products into hopper
- + Includes one tube feed insert

#### 4-Tube Feed Setup

- + Provides four round tubes for continuous feeding of various long or round products

#### Bulk Feed Setup

- + Large funnel-shaped hopper provides most efficient processing

### SANITATION & CLEANING

#### Stainless Steel Hopper and Housing

- + Stainless steel finish resists harsh cleaners
- + Easy clean up

#### Bulk Hopper Setup

- + High capacity feed for large batches

### OPERATOR ASSURANCE

#### Double Interlock Switch

- + Prevents machine from running when pusher plate swings away or is open

#### No Volt Release

- + Unit will not automatically turn on if power is lost

### SPECIFICATIONS

**Electrical:** 208-240/50/60/3, 3 conductor power cord (16 AWG) is 6 feet in length. Furnished with NEMA L15-20P locking type plug.

**Motor:** 7.5 amps, 1 HP single speed motor, 500 RPM gear driven transmission

**Switches:** Easy to operate (red) OFF and (green) ON switch. Pusher plate and feed hopper interlocks.

**Standard Equipment:** Basic unit with deflector plate, decoring screw and cleaning brush.

**Warranty:** Unit has full one-year warranty on parts, labor and mileage against manufacturer's defects. Service contracts are available.

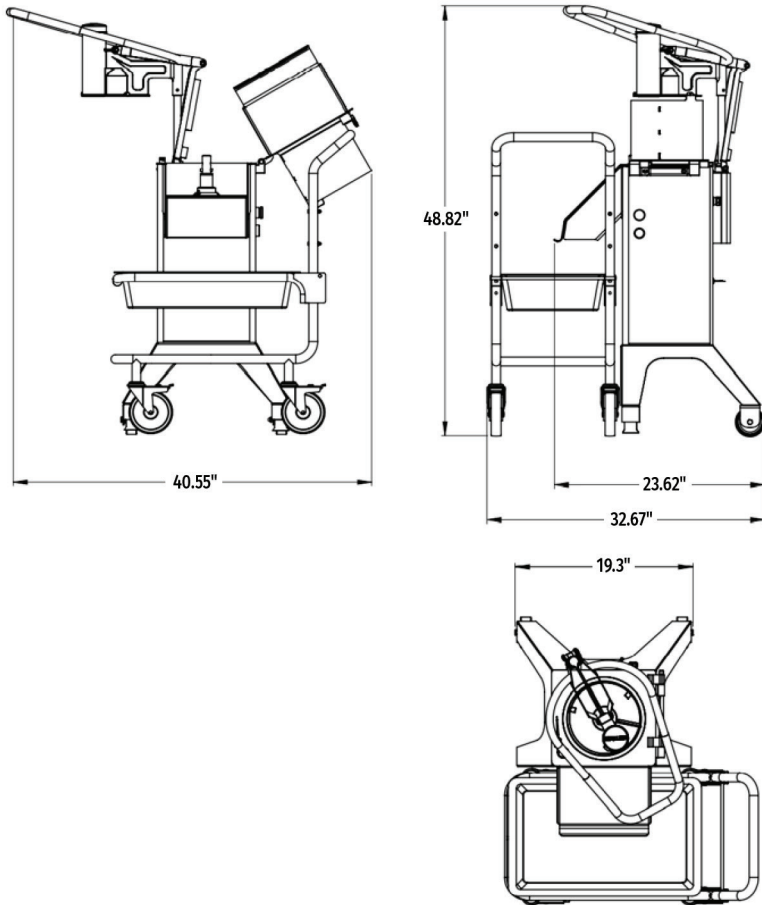
**Cutting Tools:** The plates feature stainless steel construction with cutlery grade stainless steel knives. Plate combinations for dicing are shown in the chart below.

FP300i/FP400i Food Processor Dice Guide												
	S40DICE-7/32	S40DICE-5/16	S40DICE-3/8	S40DICE-1/2	S40DICE-1/2LOW	S40DICE-5/8	S40DICE-5/8LOW	S40DICE-3/4	S40DICE-3/4LOW	S40DICE-1	S40DICE-1LOW	S3FRY-3/8
3SLICE-1/32 (1 mm)												
3SLICE-1/16 (1.5 mm)												
3SLICE-1/8 (3 mm)	✓	✓	✓	✓		✓		✓		✓		
3SLICE-5/32 (4 mm)	✓	✓	✓	✓		✓		✓		✓		
3SLICE-7/32 (6 mm)	✓	✓	✓	✓		✓		✓		✓		
3SLICE-5/16 (8 mm)		✓	✓	✓		✓		✓		✓		
3SLICE-3/8 (10 mm)			✓	✓		✓		✓		✓		✓
3SFTSLCE-5/16 (8 mm)		✓	✓	✓		✓		✓		✓		
3SFTSLCE-3/8 (10 mm)			✓	✓		✓		✓		✓		✓
3SFTSLCE-1/2 (12 mm)					✓		✓		✓		✓	
3SFTSLCE-5/8 (15 mm)							✓		✓		✓	

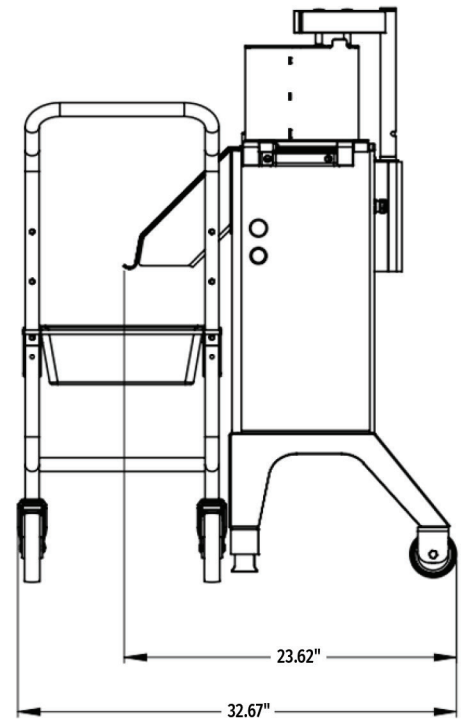
**Weight:** Net - 81 lb., Feed Cylinder - 13 lb., Manual Push Feed - 12 lb., Feed Hopper w/Bulk Feed Cylinder - 24 lb., 4 Tube - 11 lb.

## DETAILS AND DIMENSIONS

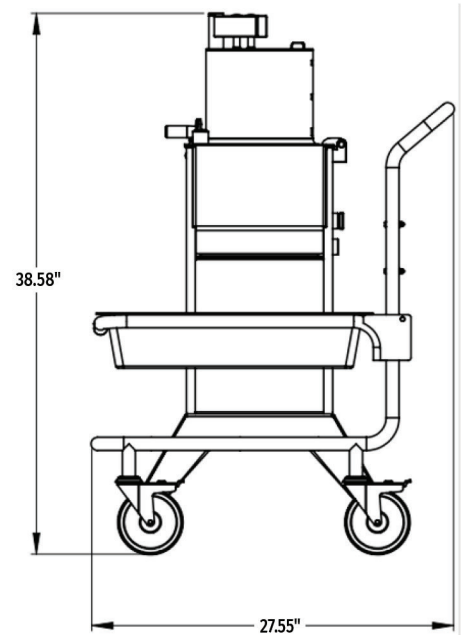
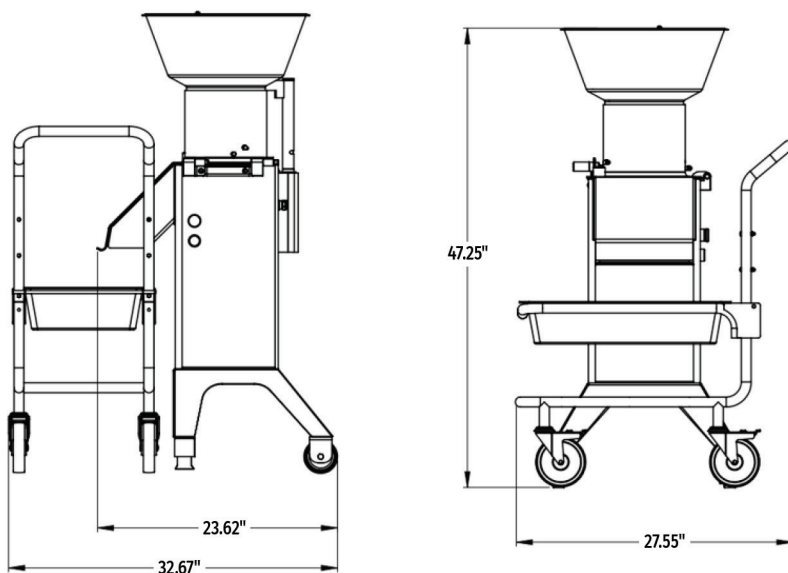
Manual Push Feed and Cylinder Dimensions



Four Tube Feed Hopper and Cylinder Dimensions



Bulk Feed Hopper and Cylinder Dimensions



CAD and/or Revit Files Available

The FP300i offers several options for more versatility. See the various configuration options below:

### HOPPER CONFIGURATIONS

**Manual Push Feed**



**Best for:**

The manual push feed can prepare all types of products, both large and small. The ergo-loop design provides a lever effect that also reduces the need for manual force when preparing large and hard products, such as root vegetables, cabbage and cheese.

**Bulk Feed**



**Best for:**

The bulk feed enables continuous filling by the bucket load for preparation of primarily round products. Capacity is very high because the machine runs continuously and is therefore extremely time-efficient. The FP300i with a Feed Hopper can be beneficially included in a continuous production flow.

**Tube Feed**




**Best for:**

To be able to easily cut long and narrow products vertically, and round products in a specific direction, the tube feed is used. Good support for products such as cucumbers and leeks. It is also easy to "bunch" herbs together in the tube. This feeder has 4 tubes:

**Tube Dimensions**

- Tube 1: 35 mm (1.37")
- Tube 2: 60 mm (2.36")
- Tube 3: 73 mm (2.87")
- Tube 4: 73 mm (2.87")

**Plugs and Receptacles:**

Machine Voltages	
Service Current Requirement if Plug Connected	230/50/60/3 20 Amp.
Terminal Designation of Plug	3 Pole 4 Wire Grounding
NEMA Plug Configuration	L15-20P
Plug Configuration	
Molded Plug on Cord	No
Plug - Straight/Angle	Straight
NEMA Receptacle or Connector Configuration	L15-20R

### CYLINDER OPTIONS



**Stacking Cylinder**

- Use with manual push feed attachment and 4-tube feed attachment
- Inner wall to stack and align product

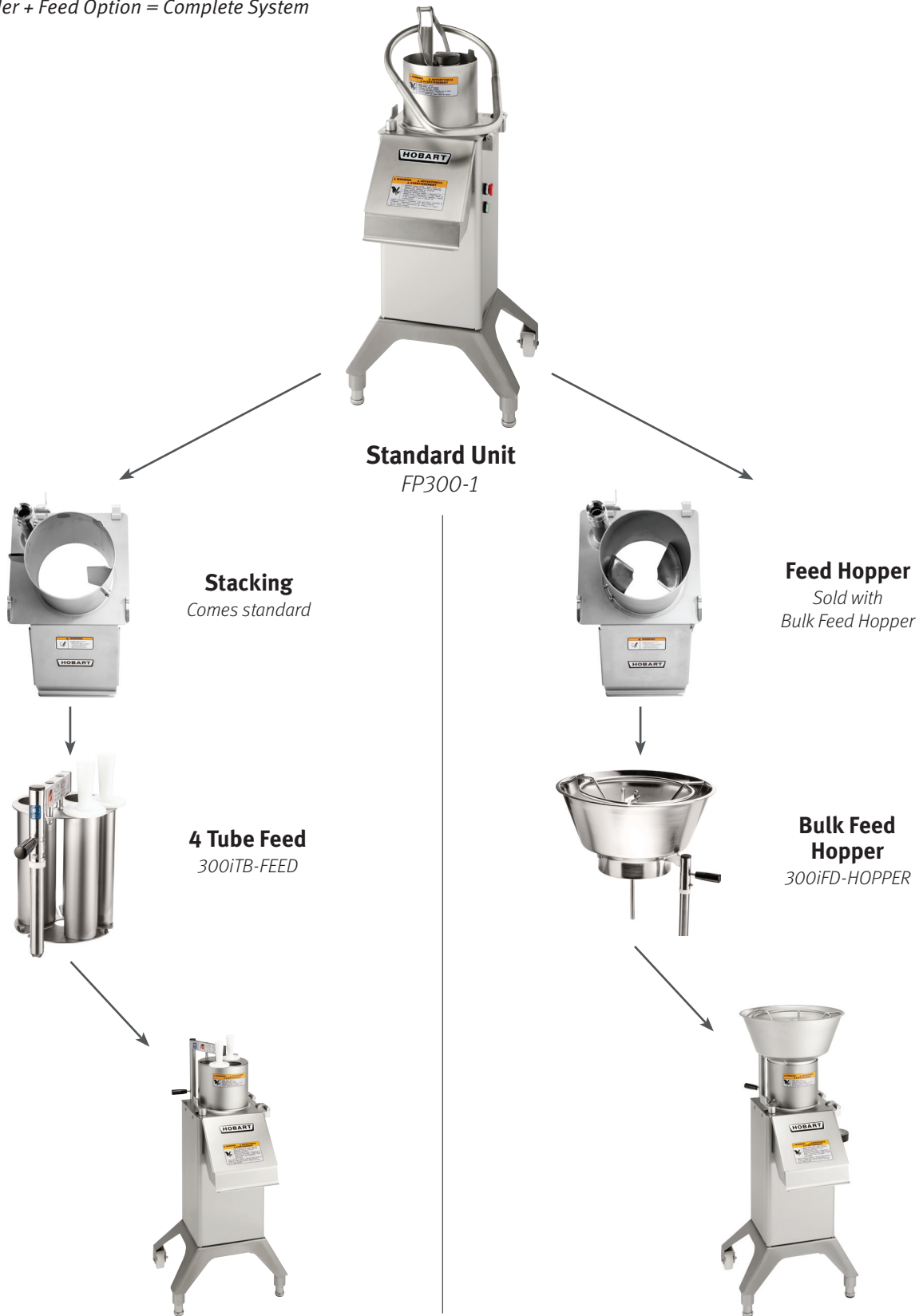


**Bulk Feeder Cylinder**

- Use with bulk feed hopper
- Feeds product into hopper quickly to be processed

### FP400i CONFIGURATIONS

Base + Cylinder + Feed Option = Complete System



As continued product improvement is a policy of Hobart, specifications are subject to change without notice.