



INDUSTRIAL  
DISHWASHERS



## FT1000i TUNNEL WASHERS

Custom-configured to deliver  
the clean you need.

**HOBART**







## HOBART FT1000i TUNNEL WASHERS

Optimized especially for you  
and your performance goals.

The Hobart FT1000i is designed to deliver the high-volume industrial cleaning performance you need. From totes and containers to large trays, the FT1000i can do it all, and more. Our consultative approach allows each unit to be custom-configured and optimized to your specific needs, so your Hobart FT1000i will fit seamlessly into your operations, so you can focus on achieving your performance goals.

### HOBART MAKES IT EASY



Responsive Service Team in  
all 50 States




Customized Service Programs



Financing Options with Low  
Monthly Payments



18 Month and Extended Warranties



#### Power-Wash

wash arms with anti-clogging  
nozzles ensure optimal,  
consistent performance.

#### Digital controls with diagnostics

easy to use, and easy to monitor,  
helping to prevent downtime  
while maximizing uptime.

#### Pre-Wash

softens stubborn contamination  
before reaching the power wash.

#### 22" H x 30" W tunnel opening, optional 28"H available

large opening that can  
accommodate a wide variety of  
totes, trays, pans, and containers.

#### Variable-speed conveyor

adjustable conveyor speed  
from 4 FPM up to 8.5 FPM to  
accommodate various soil  
levels and container types.

#### Power-Rinse/ Final Rinse sections

wash arms with anti-clogging  
nozzles ensure optimal,  
consistent performance.

#### Two-stage solution straining system

for heavy soil  
environments,  
captures soil  
in the sump and  
fine particulate  
captured in the  
pump discharge.

#### 360 wash and rinse

provides exceptional wash  
and rinse performance on  
all surfaces.

#### Cabinet-style doors

for easy access to wash  
arms, conveyor, and drains.

#### Easy to remove spray arms, debris pans and baskets

allows fast, easy, and  
thorough machine  
cleaning with no tools  
required.

#### Automatic temperature and water level controls with alarms

helps ensure consistent,  
predictable wash and rinse  
performance.



#### Stainless steel construction

304 16g stainless with 100%  
continuous penetration welds  
ensures long life without leaks.

#### Hobart factory startup

we ensure that your washer is  
correctly installed, operating  
at peak performance, and your  
staff correctly trained.



Hobart industrial washers  
provide best-in-class  
performance and durability,  
while consuming less water,  
energy and chemicals for  
greater lifetime value and  
superior sustainability.  
Contact us today for a free  
total cost of ownership and  
sustainability audit.

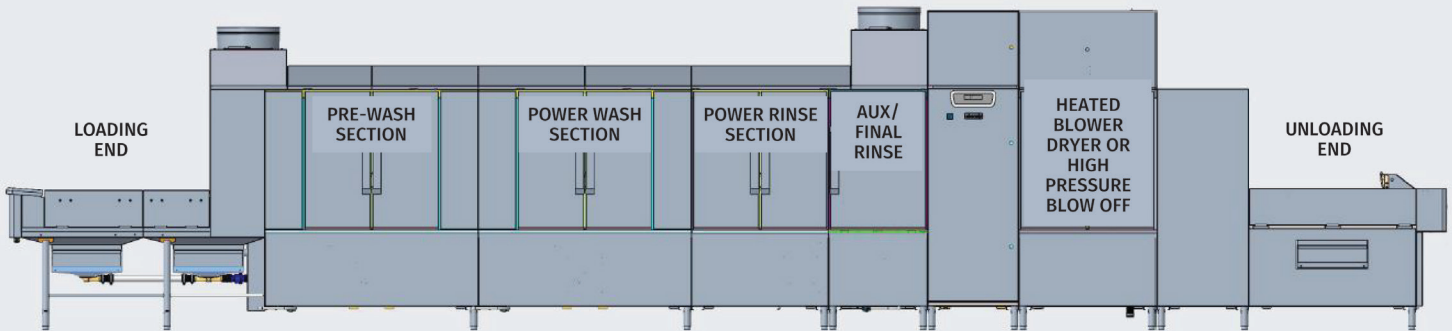
Check out the back page to learn more about how we can help you build the Hobart FT1000i that's right for you.  
**Want to talk about your application? Call our experts at 1-888-576-0525 | [hobartFT1000i.com](https://hobartFT1000i.com)**



# CUSTOMIZED FOR YOUR UNIQUE NEEDS

HIGH TEMPERATURE AND  
CHEMICAL OPTIONS AVAILABLE

## FT1000i TUNNEL WASHER STANDARD CONFIGURATION



### OPTIONAL FEATURES INCLUDE

Preconfigured to support detergent injection with concentration control

Electric or steam booster and tank heat

Additional wash tanks, high-pressure blow-off zones

Automatic chemical injection system

Exit high pressure blower/dryer


6" higher than standard tunnel

Adjustable side rails


Other options available

### 6 CONVEYOR OPTIONS AVAILABLE INCLUDING:

Flat Belt



Tivoli



Type A



## Let's Talk

We're ready to help you create the tunnel washer you need.  
Call 1-888-576-0525 and talk to one of our experts today.

[hobartFT1000i.com](http://hobartFT1000i.com)



[www.hobartcorp.com](http://www.hobartcorp.com)

Hobart  
701 S. Ridge Ave.  
Troy, Ohio 45373  
1-937-332-3000

**ITW** FOOD EQUIPMENT GROUP

F40629 (04/21) ©2021 Hobart