



Project _____
 AIA # _____ SIS # _____
 Item # _____ Quantity _____ C.S.I. Section 114000



LXGeR advansys ENERGY RECOVERY Undercounter



LXGeR with 14" Stand



STANDARD FEATURES

- + .62 gallons of water per rack
- + Hot water or chemical sanitation units available
- + Steam elimination and Energy Recovery
- + Low chemical alert indicators
- + Sense-A-Temp™ booster heater capable of 70° rise
- + Chemical pump “auto-prime”
- + Advanced service diagnostics
- + Clogged wash arm sensing
- + Custom cycle selection – light, normal
- + Automated delime cycle – includes booster deliming
- + Deep drawn stainless steel tank
- + Microcomputer, top mounted controls with advanced digital cycle/temperature display
- + Revolving upper and lower anti-clogging wash arms
- + Snap-in revolving upper and lower rinse arms
- + Removable stainless steel scrap screen
- + Corrosion resistant pump
- + Energy saver mode
- + Automatic pumped drain
- + 12" door opening
- + Dirty water indicator
- + Automatic fill
- + Detergent, rinse aid and delime pumps standard (plus sanitizer pump on chemical machine)
- + Electric tank heat
- + One dishrack – one glass/wine rack
- + Customizable “advansys” button to select favorites function
- + Auto clean cycle washes down inside of machine at shutdown

SPECIFIER STATEMENT

Specified unit will be a NSF rated Advansys undercounter glasswasher with hot water sanitization. Features 30 or 24 racks per hour, .62 gallons per rack, auto clean, auto chemical sensing, LED temp and operator display, service diagnostics, rinse aid and detergent pumps. Constructed of stainless steel.

1-year parts and labor warranty.

OPTIONS & ACCESSORIES (Available at extra cost)

- Power cord kits
- DWT-LXe drain water tempering kit – to comply with plumbing codes
- Splash reduction panels

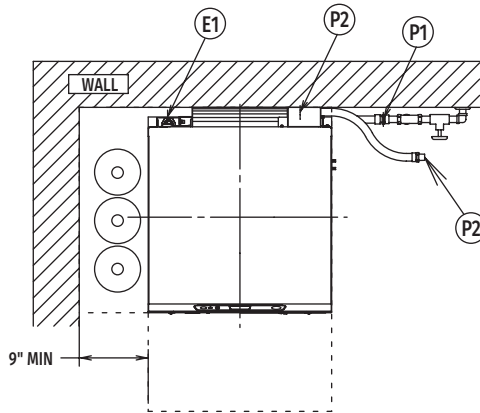
LXGe SERIES – LXGeR advansys ENERGY RECOVERY

Approved by _____ Date _____ Approved by _____ Date _____



LXGeR advansys ENERGY RECOVERY

Undercounter
(With 6" Leg Stand)



Top View

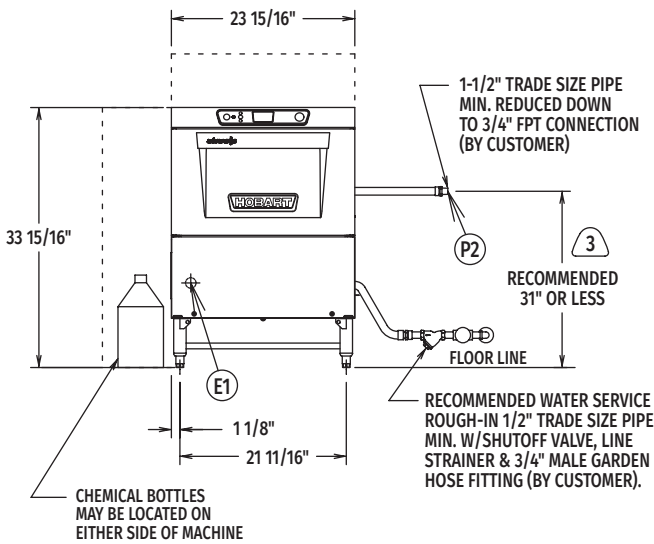
LEGEND

Electrical Connections	
E1	Electrical connection: 1-3/8" dia. hole for 1" trade size conduit; 10-5/8" AFF.
Plumbing Connections	
P1	Single fill and rinse connection: 3/4" female garden hose fitting on 6' long hose supplied with machine; 55-85°F (cold) recommended for LXGeR.
P2	Drain connection: 5/8" barb fitting with 6' long hose supplied with machine.

WARNING: Plumbing and electrical connections should be made by qualified personnel who will observe all the applicable plumbing, sanitary, safety codes and National Electrical Code.

Required flowing pressure to the dishmachine is 15-65 PSIG. If pressures higher than 65 PSIG are present, a pressure regulating valve must be installed in the water line to the dishmachine (by others).

Pressure gauge not required on pumped rinse machines.



Front View with 6" Leg Stand

(E1) STANDARD ELECTRICAL OPTIONS

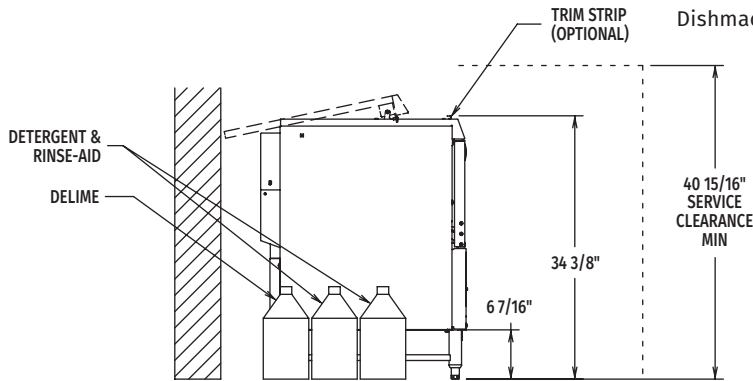
Tank Heat, Booster, Pump & Controls			
Voltage	Rated Amps	Minimum Supply Circuit Ampacity	Maximum Protective Device
120/208-240(3W)/60/1*	30.5	40	40

NOTE: For supply connections, use copper wire only rated at 90°C minimum.

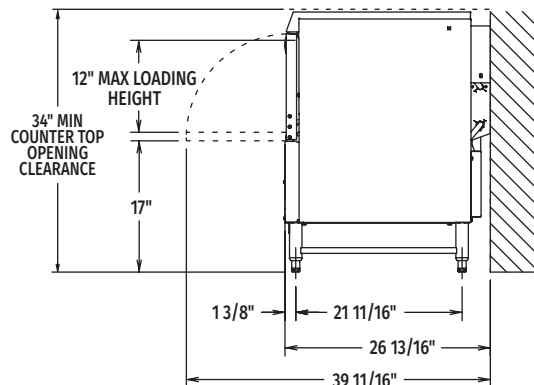
*This system requires three power wires which includes a current carrying neutral, an additional fourth wire must be provided for machine ground.

Accessory cord kit available for all models.

Dishmachine not provided with internal GFCI protection.



Left Side View with 6" Leg Stand



Right Side View with 6" Leg Stand

MODEL:
LXGeR SHORT
00-950418
REV B



LXGeR advansys ENERGY RECOVERY

Undercounter
(With 14" Leg Stand)

SPECIFICATIONS

Capacities

Cycle Time (seconds) Light 120 / Normal 146
Racks per Hour Light 30 / Normal 24
Tank Capacity – Gallons 2.9

Motor Horsepower

Wash 0.85
Rinse 0.19

Water Consumption

U.S. Gallons per Rack (maximum use) 0.62
U.S. Gallons per Hour (maximum use) 18.6
Peak Drain Flow – U.S. Gallons 4.0

Temperatures °F

Wash 150
Rinse 180
Incoming Water Temperature
(minimum recommended) 55-85

Heating

Tank Heat, electric (kW) 1.8
Electric Booster (kW) 4.9

Standard 20" x 20" (508 x 508) Rack Complement

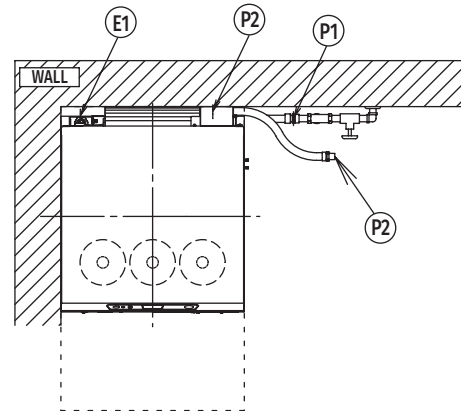
Flat 1
Peg 1

Shipping Weight (approximate) 170 lbs.

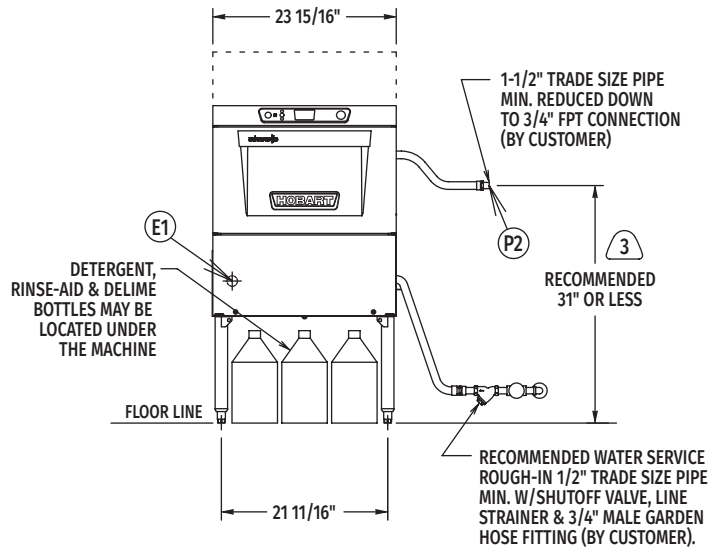
Crated Dimensions

With 6" Leg Stand 34³/₈"W x 23¹⁵/₁₆"L x 26¹³/₁₆"H
With 14" Leg Stand 41⁷/₈"W x 23¹⁵/₁₆"L x 26¹³/₁₆"H

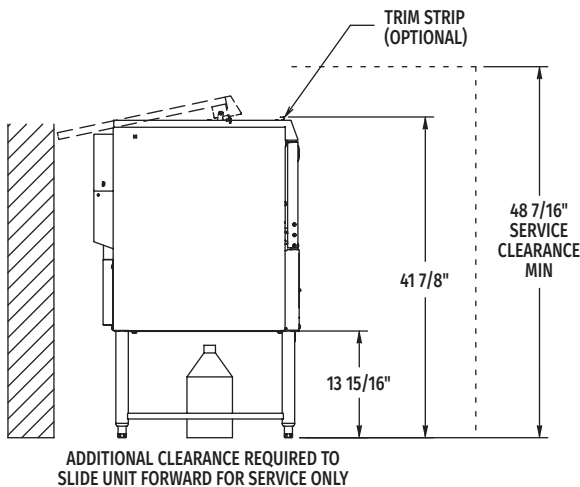
Heat Output, BTU/Hour	
Latent	Sensible
1,100	2,000



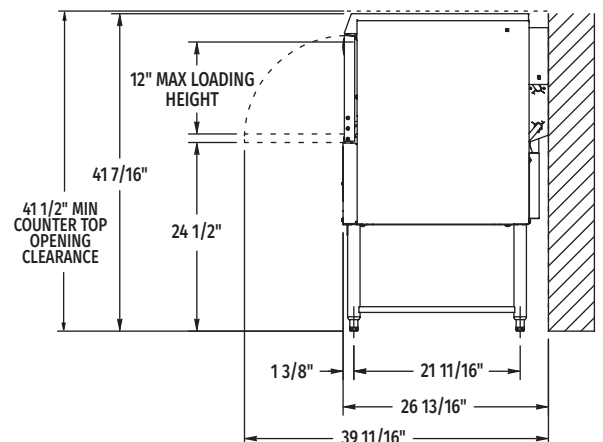
Top View



Front View with 14" Leg Stand



Left Side View with 14" Leg Stand



Right Side View with 14" Leg Stand

MODEL:
LXGeR TALL
00-950418
REV B