



Project _____
 AIA # _____ SIS # _____
 Item # _____ Quantity _____ C.S.I. Section 114000



SDPE/SDPS Salad Dryers



SPECIFIER STATEMENT

Specified unit is a polyethylene (SDPE) or stainless steel (SDPS) salad dryer. With 20 gallon capacity, specified unit can hold approximately 16 heads of lettuce. Unit is equipped with a ¼ HP motor with thermal overload protection, 5 minute timer and easy load polyethylene spin basket with hand grips.

MODELS

- SDPE** All polyethylene salad dryer
- SDPS** Stainless steel salad dryer

STANDARD FEATURES



- + ¼ HP motor with thermal overload
- + Permanently lubricated gear drive
- + 406 RPM
- + Polyethylene (Model SDPE) or stainless steel (Model SDPS) outer tub and lid with fully sealed polyethylene base
- + Stainless steel motor splashguard
- + 5 minute timer
- + Polyethylene spin basket with hand grips
- + Drain pipe extension tube for draining into floor or container up to 9" high
- + Lockable casters

ACCESSORIES

- Extra spin basket

Plugs and Receptacles

Dependent on Local Power Codes

Machine Voltages		
SDPE/SDPS	115/60/1	230/50/1
Service Current Requirement if Plug Connected	120/60/1	230/50/1
	15 Amp.	15 Amp.
Terminal Designation of Plug	2 Pole 3 Wire Grounding	2 Pole 3 Wire Grounding
NEMA Plug Configuration	5-15P	6-15P
Plug Configuration		
Molded Plug on Cord	Yes	Yes
Plug – Straight/Angle	Straight	Straight
NEMA Receptacle or Connector Configuration	5-15R	6-15R
Power Cord Included	Yes	Yes

SDPE/SDPS SALAD DRYERS

Approved by _____ Date _____ Approved by _____ Date _____

SOLUTIONS / BENEFITS

PERFORMANCE

¼ HP Motor with 406 RPM

- + Ideal speed and power to spin off water without damaging product

Permanently Lubricated Gear Drive

- + Ensures gear drive is properly lubricated for better performance

EASE OF USE

Easy Load Polyethylene Spin Basket

- + Simple loading and unloading of product

5 Minute Top-Mounted Timer

- + Easy to reach timer

Large, Locking Casters

- + Easy mobility
- + Prevents salad dryer from moving during operation

Drain Pipe Extension Tube

- + Easily drain excess water

Permanently Lubricated Gear Drive

- + Less maintenance for the operator

SANITATION & CLEANING

Polyethylene (SDPE) or Stainless Steel (SDPS) Outer Tub and Lid with Fully Sealed Polyethylene Base

- + Easy to clean

Easy Load Polyethylene Spin Basket

- + Removes easily for cleaning

OPERATOR ASSURANCE

Thermal Overload Protection

- + Protects salad dryer from overheating

SPECIFICATIONS

Electrical: 115/60/1 and 230/50/1. 230/50/1 not submitted for UL listing.

Motor: ¼ HP, 2.5 amps gear motor with thermal overload and permanently lubricated gear drive.

Switch: 5 minute timer.

Housing: All polyethylene outer tub and lid and a polyethylene, one-piece molded, fully sealed base on the SDPE. All stainless steel outer tub and lid and a polyethylene, one-piece molded, fully sealed base on SDPS. Stainless steel motor splash guard protects fully sealed motor.

Basket: Polyethylene spin basket with hand grips.

Drain: Water drains through a 1¾" OD extension tube directly into floor drain or container up to 9" high.

Casters: Lockable, heavy-duty casters with brakes.

Cord & Plug: 7 foot, 3-wire cord and grounding type plug.

Accessories: Extra spin basket.

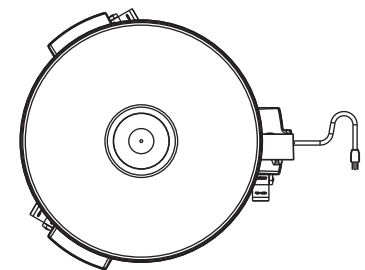
Warranty: Unit has full one-year warranty on parts, labor and mileage against manufacturer's defects.

Weight:

SDPE: Shipping – 88 lbs.; Net – 60 lbs.

SDPS: Shipping – 113 lbs.; Net – 75 lbs.

WARNING: Electrical and grounding connections must comply with the applicable portions of the National Electrical Code and/or other codes in force.



7 Foot
Power Cord Standard
(Single Phase Machines)

